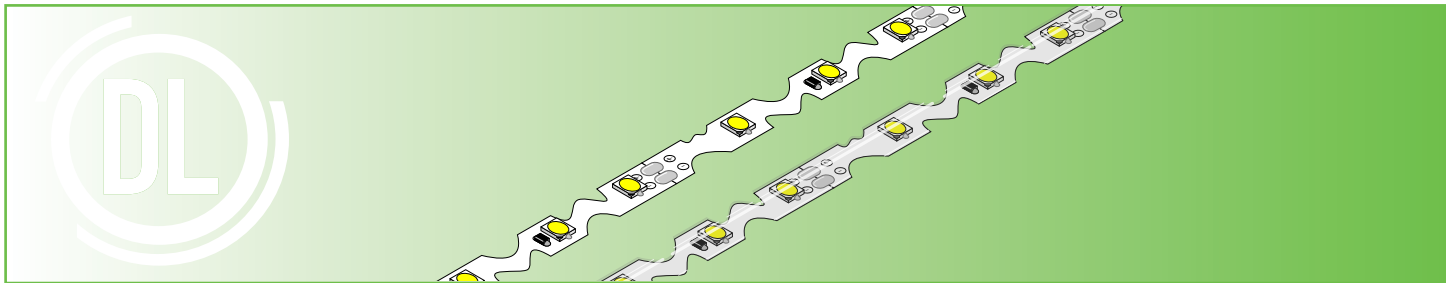


Item #

Project

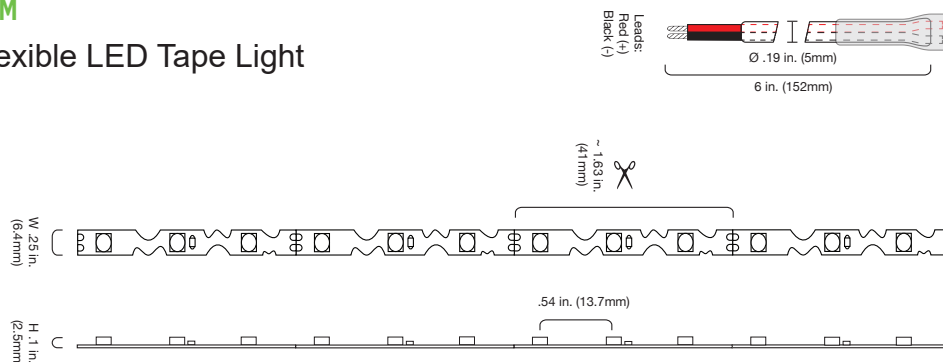


DI-12V-SQ (DRY)		DI-12V-SQ (WET)	
Voltage		12VDC	
Wattage		2.3W/ft	
Lumens	2700K	144/ft	149/ft
	3000K	158/ft	163/ft
	5000K	181/ft	182/ft
Cut Points		1.6 in.	
Horizontal Bend		120° max.	
Max. Run¹		10 ft.	
LED Chips		22/ft	
Color Temperature		2700K, 3000K, 5000K	
CRI		90+	
Dimmable		Yes	
Dimensions		0.25 x 0.1 in. (W x H)	
Environment²		Indoor	Indoor/Outdoor
Certification		UL Listed 2108	
Warranty		7-Year Warranty	

***WARNING: NOT FOR USE IN SUBMERSIBLE APPLICATIONS**

MECHANICAL DIAGRAM

SQUIGGLY™ Flexible LED Tape Light



SQUIGGLY™ Flexible LED Tape Light

SPECIFICATION SHEET

SKU BUILDER

DI	-	12V	-	SQ	-		-		-		-		
		Voltage			Model			Color Temp			Length	Dry/Wet	Driver (Optional)

COLOR TEMP	LENGTH		Dry/Wet	DRIVER
27	Length (in.)		D	CONSTANT VOLTAGE (CV)
30	SP010	(Spool/Dry)	W	ELECTRONIC (ELEC)
50	SPW010	(Spool/Wet Loc.)		MAGNETIC (MAG)
				TRIAC (TRI)
				0-10V (010)
				SWITCHEX (SWX)
				LUTRON (LUT)

Example: DI-12V-SQ-27-14-W-ELEC= Diode LED, 12 Volt, SQUIGGLY™ LED Tape Light, 2700K CCT, 14 in., Wet Location, with Electronic Driver.

SPECIFICATIONS

- LED Chip Type: 2835
- LED Chip Beam Angle: 120°
- Luminous Efficacy³ (lm/w): 63- 79
- Mounting⁴: 3M™ 55280 Adhesive
- Connections⁵: 6 in. bare wire lead on one end.
- Ambient Temp⁶: -4 ~ 122°F (-20 ~ 50°C)
- Operating Temp⁷: -4 ~ 176°F (-20 ~ 80°C)
- UV Resistance: None

COMPLIANCE & REGULATORY APPROVALS

Safety

- UL Listed 2108 Low Voltage Lighting System / Low Voltage Luminaire. UL 1598 / CSA 250.0-08, UL 8750. UL 879 / CAN/CSA-C22.2 no. 207-M89. Certified for United States and Canada. File # E469769.
- UL Listed Field Cuttable.
- UL Recognized Component- Sign Accessories. File # E469770.

Environmental

- RoHS Compliant: Verification No. CANEC1610091501

Performance

- Can be used to comply with TITLE 24 Part 6 High efficacy LED requirements- JA8-2016-E
- LED chip data measured in accordance to IES LM-80-08.
- Photometric & Colorimetry data measured in accordance to IES LM-79-08, in Elemental LED's Innovation Lab.

- Each maximum run requires a dedicated power feed from the driver. Do not extend beyond the recommended maximum run length. Max run may be more than Class 2 limits allow. Consult your local building inspector prior to installing over Class 2 limits.
- All plastics are affected by the elements and may shift in color and other properties after product installation, particularly with direct exposure to sun, chlorinated water, and other chemicals.
- Actual efficacy value is dependent to specified LED driver (power supply). An estimated efficacy value can be calculated as follows: Lumen value divided by average power consumption per foot.
- Ideal tape application temperature range is 70°F to 100°F (21°C to 38°C). Initial tape application to surfaces at temperatures below 50°F (10°C) is not recommended because the adhesive becomes too firm to adhere readily. However, once properly applied, low temperature holding is generally satisfactory.
- Wire leads and accessories are not rated for in-wall installation unless otherwise noted. Attached wire leads and connections are field-cuttable.
- Do not install product in an environment outside the listed ambient temperature. Exceeding the maximum ambient temperature may damage LED chips, reduce the total lamp life, lumen output, and/or adversely impact color consistency.
- Operating temperature is measured according to the minimum and maximum ambient temperature environment.

SQUIGGLY™ Flexible LED Tape Light

LED DRIVERS (Required)

SPECIFICATION SHEET

The following Listed LED Drivers are recommended to meet NEC code when installed according to specifications. For additional LED Driver options see Diode LED's product page at: <https://www.diodeled.com/products/led-power-supplies.html>

STAND ALONE

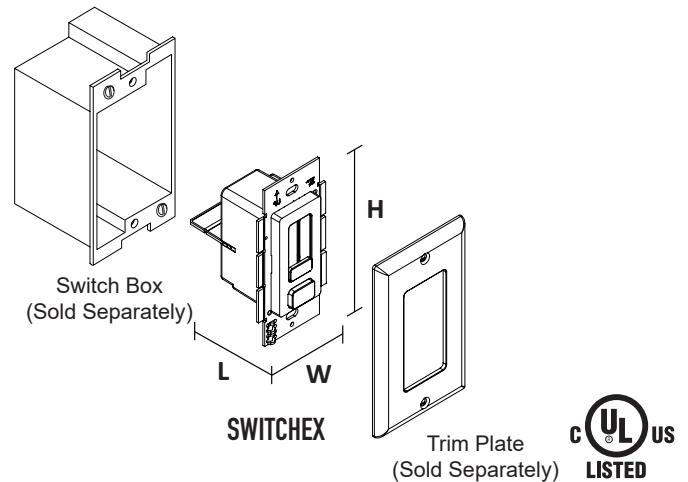
SWITCHEX® DRIVER + DIMMER SWITCH

SWITCHEX combines an LED driver and LED dimmer switch into a single integrated unit. Fits into standard switch boxes.

DI	12V	SE	40W
40W - 40 Watts			
60W - 60 Watts			

SKU	L - LENGTH	W - WIDTH	H - HEIGHT
DI-12V-SE-40W			
DI-12V-SE-60W			

Fits in Standard Switch Box



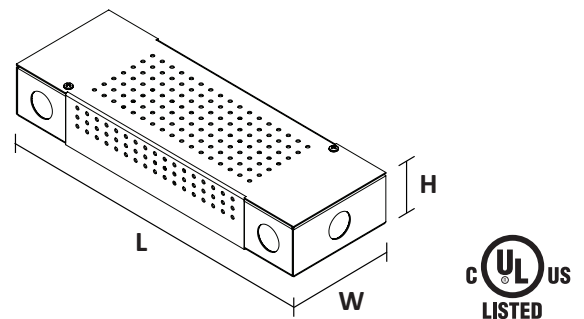
ON/OFF, DMX, & PWM CONTROL

LO-PRO® JUNCTION BOX & DRIVER COMBO - 12V CONSTANT VOLTAGE LED DRIVER

Use Constant Voltage Drivers to power your low voltage tape light. Compatible with Standard 120VAC On/Off Switches, REIGN® 12-24V Low Voltage Dimmers, TOUCHDIAL™ Control System, DMX Decoders, and PWM Controls.

DI	0904	LPS
0904 - 12V 20W		
0918 - 12V 35W		
0906 - 12V 60W		
LPS - Lo-Pro Small		

SKU	L - LENGTH	W - WIDTH	H - HEIGHT
DI-0904-LPS			
DI-0918-LPS	11.25 in.	3.75 in.	1.90 in.
DI-0906-LPS			



SQUIGGLY™ Flexible LED Tape Light

LED DRIVERS (Required)

SPECIFICATION SHEET

ON/OFF, DMX, & PWM CONTROL (cont.)

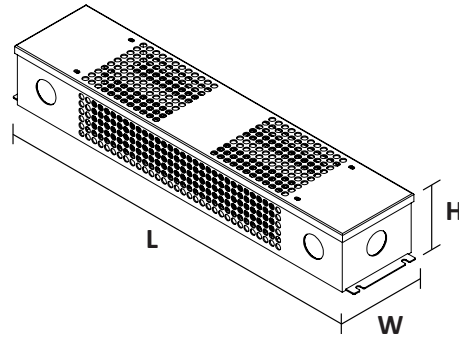
OMNIDRIVE® 2 ELECTRONIC DIMMABLE LED DRIVER

OMNIDRIVE 2 features a zero minimum load and 100-5% dimming range. Compatible with Forward Phase and Reverse Phase Dimmers.

DI	—	OD2	—	12V24W
----	---	-----	---	--------

12V24W - 12V 24W
12V60W - 12V 60W
12V120W - 12V 120W
12V200W - 12V 200W

SKU	L - LENGTH	W - WIDTH	H - HEIGHT
DI-OD2-12V24W	13.75 in.	3.00 in.	1.60 in.
DI-OD2-12V60W	13.75 in.	3.00 in.	1.60 in.
DI-OD2-12V120W	15.00 in.	3.10 in.	2.40 in.
DI-OD2-12V200W	16.10 in.	3.40 in.	2.40 in.



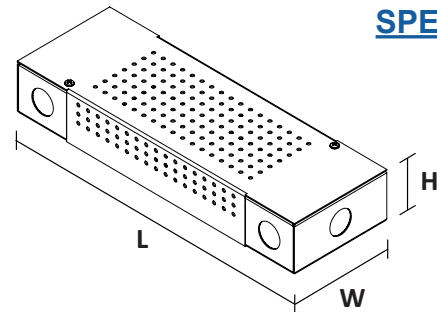
0-10V

LO-PRO® JUNCTION BOX & DRIVER COMBO - 24V COMMERCIAL GRADE 0-10V LED DIMMABLE DRIVER

Compatible with 0-10V controls and dimming systems.

		Voltage & Power Output				Junction Box	
DI-DM	—	MW12V40W	—	0-10V	—	LPS	

SKU	L - LENGTH	W - WIDTH	H - HEIGHT
DI-DM-MW12V40W-0-10V-LPS	11.25 in.	3.75 in.	1.90 in.
DI-DM-MW12V60W-0-10V-LPL	11.25 in.	3.75 in.	1.90 in.



[SPEC SHEET](#)



LED DRIVERS (Required)

SPECIFICATION SHEET

LUTRON OPTIONS

LUTRON Hi-lume 1% LED DIMMABLE DRIVER

Hi-lume 1% LED driver has a minimum load of 5W and Dims from 100-1%.

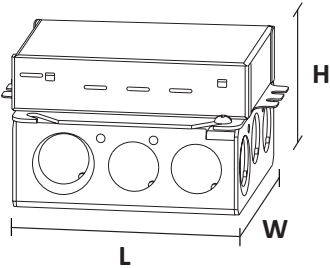
3-Wire or 2-Wire Dimmers



12V40W - 12V 40W

L3D - Lutron Hi-lume 1% EcoSystem /3-WireVoltage LED Driver
LTE - Lutron Hi-lume 1% 2-Wire LED Driver (120V Forward Phase Only)

SKU	L - LENGTH	W - WIDTH	H - HEIGHT
DI-DM-12V40W-L3D	4.89 in.	4.00 in.	2.62 in.
DDI-DM-12V40W-LTE			



SQUIGGLY™ Flexible LED Tape Light

ADDITIONAL INFORMATION

- SQUIGGLY™ Flexible LED TAPE LIGHT Installation Guide

SAFETY / WARNINGS / DISCLOSURES

1. Install in accordance with national and local electrical code regulations.
2. This product is intended to be installed and serviced by a qualified, licensed electrician.
3. Only install with a Class 2 DC Constant Voltage LED driver.
4. Only use copper wiring. Use wires rated for at least 176°F (80°C) and certified for use with external connection of electrical equipment.
5. Each maximum run requires a dedicated power feed from the driver. Do not extend beyond the recommended maximum run length.
6. Tape light, attached wire leads, and additional extension cables, connectors, etc., are not rated for in-wall installation unless otherwise noted. Tape light and attached wire leads are field-cuttable.
7. Ensure applicable wire is installed between driver, fixture, and any controls in-between. When choosing wire, factor in voltage drop, amperage rating, and type (in-wall rated, wet location rated, etc.). Inadequate wire installation could overheat wires, and cause fire.
8. All plastics are affected by the elements and may shift in color and other properties after product installation, particularly with direct exposure to sun, chlorinated water, and other chemicals.
9. Do not install in environment where excessive heat may exist (ex. close proximity to fireplace, etc.) See Ambient Temperature ratings
10. Do not install indoor LED tape light products in outdoor / wet location environments. Only wet location tape light models are rated for outdoor / wet locations.
11. Do not modify product beyond instructions or warranty will be void.
12. Tape light must be handled with care. Excessive handling, bending, and pressure may damage the product, voiding the warranty.
13. Actual color may vary from what is pictured on this sheet and other print materials due to the limitations of photographic processes.
14. We reserve the right to modify and improve the design of our fixtures without prior notice. We cannot guarantee to match existing installed fixtures for subsequent orders or replacements in regards to product appearance, CCT, or lumen output.

WARRANTY

Limited Warranty

This product has a seven (7) year limited warranty from the date of shipment. This warranty does not include the additional accessories referenced in this specification sheet. Complete warranty details for fixtures and additional accessories are available at www.diodeled.com/limited-warranty/ within the Policies section. For warranty related questions please contact product support.

Consumer's Acknowledgment

Elemental LED, Inc. stands behind its products when they are used properly and according to our specifications. By purchasing our products, the purchaser agrees and acknowledges that lighting design, configuration and installation is a complex process, wherein seemingly minor factors or changes in layout and infield adjustments can have a significant impact on an entire system. Choosing the correct components is essential. Elemental LED is able to work with the original purchaser to make an appropriate product selection to the extent of the limited information that the customer can provide, but it is virtually impossible for Elemental LED to design a system that foresees every unknown factor. For this reason, this Warranty does not cover problems caused by improper design, configuration or installation issues. Any statement from a Elemental LED employee or agent regarding a customer's bill of goods and/or purchase order is NOT an acknowledgment that the products purchased are designed and configured correctly. The purchase agrees and acknowledges that it is the customer's responsibility to adhere strictly to all information contained in the Product Specification Sheets.

There is often more than one way to design, configure and layout an LED lighting application properly to achieve the same lighting effect. Elemental LED strongly recommends that licensed professionals be used in the design and installation of lighting systems that include Elemental LED products. The specifications include important information that a designer and installer should carefully review and strictly follow. Qualified designers and certified and/or licensed installers, with access to the final installation environment, customer goals, and Elemental LED product specifications can make the requisite decisions appropriate for a successful finished lighting application.



© 2020 Elemental LED, Inc. All rights reserved.
Specifications are subject to change without notice.

Toll Free: 877.817.6028 | Fax: 415.592.1596 | www.DiodeLED.com | info@DiodeLED.com